

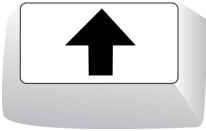

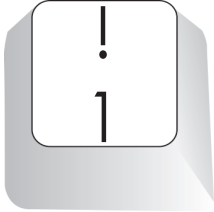

 Actividad 21

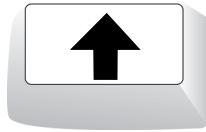



Dibuja los signos que le faltan a cada tecla y escribe su nombre.





1	<input type="text"/>	5	<input type="text"/>	9	<input type="text"/>
2	<input type="text"/>	6	<input type="text"/>	0	<input type="text"/>
3	<input type="text"/>	7	<input type="text"/>	,	<input type="text"/>
4	<input type="text"/>	8	<input type="text"/>	i	<input type="text"/>





 Actividad 22



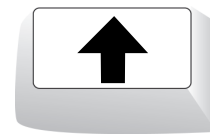



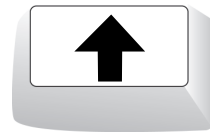


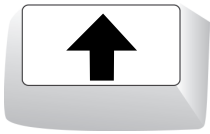
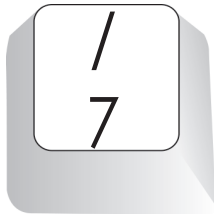




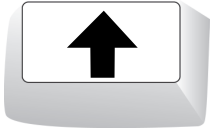


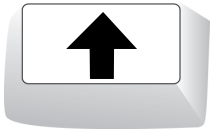
Dibuja dentro del cuadro el caracter que aparece si presionamos Mayús.



 Actividad 23

Colorea del mismo color, el número con el caracter que le corresponda
(Observa tu teclado)

#	%	3	!)
5	=	7	\$	6
/	0	,	i	?
4	"	1	8	¿
2	&	9	(